




W Collection

W40MK381HU0BA

60cm AIR FRY MULTI-FUNCTION OVEN IN BLACK

FEATURES & BENEFITS



AIR FRY

Crisp up foods with minimal oil. Ideal for cooking frozen foods, such as fries and chicken nuggets, as well as fresh items like vegetables, meats and fish.



COOK 3

Allows 3 different dishes to be cooked simultaneously on different levels, thanks to a special airflow that prevents aromas and flavours from mixing - saving time and energy.



TURBO GRILL

Fan grilling technology that cooks quickly and more evenly with a boost of hot air surrounding the grill zone. This feature has been designed to create a spit roast effect, so even thicker pieces of meat are crisp on the outside and tender on the inside.



FAN FORCED AIR SYSTEM

A quick and easy cooking method that doesn't require pre-heating. The fan distributes hot air evenly to all parts of the oven and even allows you to cook different foods simultaneously without mixing taste or smell.



SMART CLEAN

Innovative SmartClean technology cleans the oven thoroughly and efficiently, leaving no odours and without requiring a detergent. SmartClean technology works together with an easy-to clean special enamel and offers a dedicated cycle that always delivers perfect cleaning results.



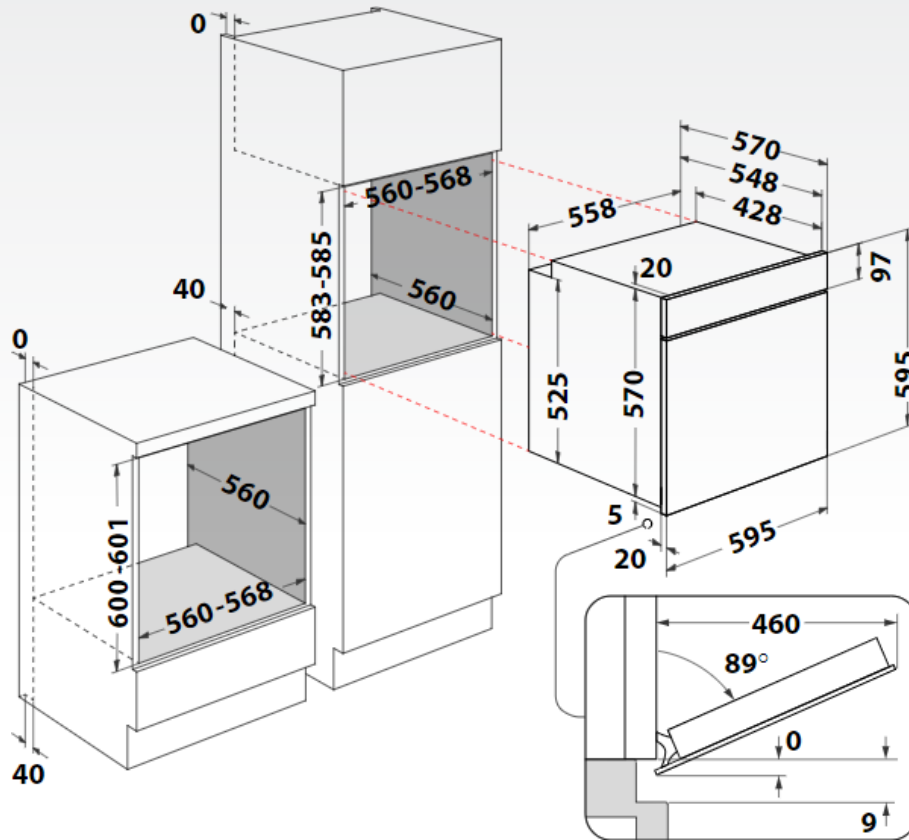
WARRANTY

5 Year warranty on parts and labour.

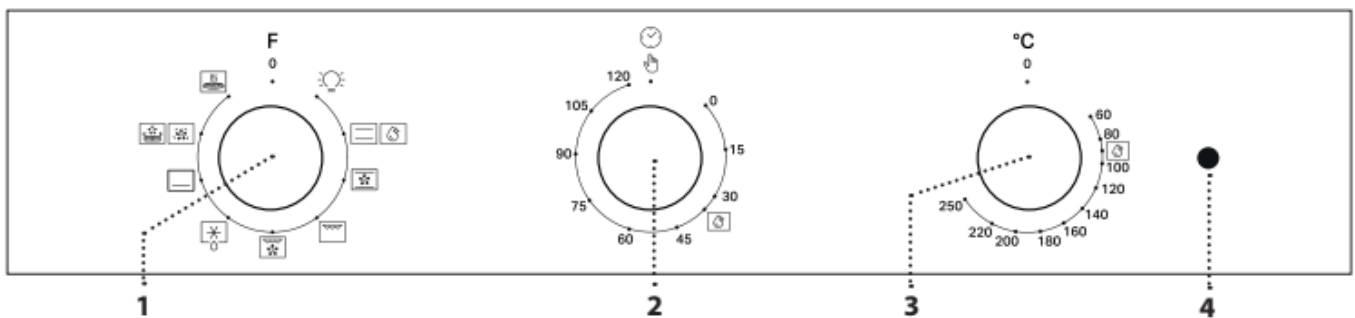
TECHNICAL SPECIFICATIONS

COLOUR/FINISH	Black
CONTROL	Push Knobs
DOOR / HANDLE DESIGN	Full Glass Door with Black Handle
CAVITY TYPE	Enamelled
CAPACITY	71 litres
COOKING SHELVES	5 shelves
HEATING TEMPERATURE	60°C to 250°C
FUNCTIONS	Conventional, Convection Bake, Grill, Turbo Grill, Bottom Heating, Forced Air, Light, Defrosting, Air Fry, Pizza
CLEANING	Hydrolytic Cleaning
ENERGY CONSUMPTION	0.99 kwh/cycle
MAX. TOTAL POWER	2750W
VOLTAGE	220-240 V
CURRENT	13 amp
ELECTRICAL CORD	90cm
PACKAGING DIMENSIONS	W 640mm x H 670mm x D 650mm
GROSS WEIGHT	28.2kg
NET WEIGHT	26.9kg
PLACE OF MANUFACTURE	Poland
PRODUCT DIMENSIONS	W 595mm x H 595mm x D 551mm
CUT OUT DIMENSIONS	W 560mm x H 583mm x D 560mm
WARRANTY	Five Year Parts and Labour

INSTALLATION GUIDE



CONTROL PANEL



1. SELECTION KNOB

For switching the oven on by selecting a function. Turn to the 0 position to switch the oven off.

2. TIMER KNOB

Useful as a timer.

3. THERMOSTAT KNOB

Turn to select a desired temperature, activating the selected function.

4. LED THERMOSTAT / PREHEATING

Switches on during the heating process. Switches off once the desired temperature is reached.

Please note: Placing the food in the oven before preheating has finished may have an adverse effect on the final cooking result.

Please note: Type of knobs may vary from model type. If the knobs are push activated, push down on the center of the knob to release it from seating.